








## Access Guide for Festival Venues - 2015

The guide provides information of access to many Festival venues to help ensure your visit to Festival events is enjoyable and hassle-free. Please do bear in mind though, that we programme events in a number of historic buildings across the city where full access is not always possible.

	ACCESS	SEATING	PARKING	TOILETS	HEARING LOOP	GUIDE DOGS	NOTES	Images of seating
<b>CATHEDRAL NAVE</b>	Entry to the Nave is via the North West door (1.5m wide)	Linked seating with hard back and seat [can be removed with prior notice]	Limited number of Blue Badge spaces available - contact the Festival Office to reserve and enter at the Postern Gate	Adapted toilets are at the South East end of the Welcome Centre	Yes	Yes	Accessible seats are available at the front and back of the nave - please specify which you would prefer when booking your tickets or refer to the seating plan	
	<a href="http://www.canterbury-cathedral.org/policies/access/">http://www.canterbury-cathedral.org/policies/access/</a>							
<b>CATHEDRAL LODGE</b>	All areas are accessible - ground floor is completely flat and there is a lift to the first floor	Linked seating with soft back and seat [can be removed with prior notice]	Limited number of Blue Badge spaces available - contact the Festival Office to reserve and enter at the Postern Gate	Adapted toilets are situated in the main entrance to the Lodge	Yes	Yes	Seating is unreserved so speak to a member of staff if you would like help finding a seat	
	<a href="http://www.canterbury-cathedral.org/policies/access/">http://www.canterbury-cathedral.org/policies/access/</a>							
<b>CATHEDRAL QUIRE &amp; TRANSEPT</b>	Lift access by the Dean's Steps on the North East side of the Cathedral	Two rows of fixed wooden pews, with loose seating in rows with hard back and seat	Limited number of Blue Badge spaces available - contact the Festival Office to reserve and enter at the Postern Gate	Adapted toilets are at the South East end of the Welcome Centre	Yes	Yes		
	<a href="http://www.canterbury-cathedral.org/policies/access/">http://www.canterbury-cathedral.org/policies/access/</a>							
<b>CATHEDRAL CRYPT</b>	There is a permanent ramp in place for wheelchair users from the North Door to the Crypt	Loose seating in rows with hard back and seat	Limited number of Blue Badge spaces available - contact the Festival Office to reserve and enter at the Postern Gate	Adapted toilets are at the South East end of the Welcome Centre	No	Yes	Seating is usually unreserved so speak to a member of staff if you would like help finding a seat	
	<a href="http://www.canterbury-cathedral.org/policies/access/">http://www.canterbury-cathedral.org/policies/access/</a>							



## Access Guide for Festival Venues - 2015

The guide provides information of access to many Festival venues to help ensure your visit to Festival events is enjoyable and hassle-free. Please do bear in mind though, that we programme events in a number of historic buildings across the city where full access is not always possible.

	ACCESS	SEATING	PARKING	TOILETS	HEARING LOOP	GUIDE DOGS	NOTES	Images of seating
<b>THE CHAPTER HOUSE</b>	Access via the Great Cloister - accessed from the north side of the Cathedral	N/A - This venue is used for art exhibitions	Limited number of Blue Badge spaces available - contact the Festival Office to reserve and enter at the Postern Gate	Adapted toilets are at the South East end of the Welcome Centre	No	Yes		
<a href="http://www.canterbury-cathedral.org/policies/access/">http://www.canterbury-cathedral.org/policies/access/</a>								
<b>MARLOWE THEATRE</b>	Easy access throughout building with a lift to all floors - there are also bars on each floor	Fixed seating in rows, soft back and seat, specific spaces for wheelchair users on all three levels	Limited number of Blue Badge spaces available on a first come first served basis	Adapted toilets on every floor	Yes	Yes		
<a href="http://www.marlowetheatre.com/page/3144/Our-building-and-access-facilities">http://www.marlowetheatre.com/page/3144/Our-building-and-access-facilities</a>								
<b>SPIEGELTENT</b>	Ramp into the tent itself, then flat to the back row of seating and the bar	Loose, wooden folding chairs, spaces for wheelchair users at back of auditorium	Free parking on site - Blue Badge space can be reserved via the Festival Office	Adapted toilet in the Les Ames Bar (approx 20m from tent)	No	Yes	The tent is situated outside, but the path from the car park to the tent is tarmac (approx 100m)	
<a href="http://www.canterburyfestival.co.uk/your-visit/venues/spiegel tent.aspx">http://www.canterburyfestival.co.uk/your-visit/venues/spiegel tent.aspx</a>								
<b>SHIRLEY HALL</b>	This is a very old venue - access is via an outside lift* and up a ramp (staff are available to assist if necessary) but the bar and toilet are downstairs and not accessible without leaving the venue	Heavy, linked seating with semi-soft back and seat, wheelchair user spaces off aisle	Limited number of Blue Badge spaces available - contact the Festival Office to reserve	No adapted toilets in immediate vicinity - nearest adapted toilet is under the school dining hall (approx 50m away using outside lift)	No	Yes	*Please note there is a sharp turn to exit the lift at the top  Due to the age of this venue, it would be useful for patrons using a wheelchair to give the Festival office prior notice that they will be attending events here	
<a href="http://www.kings-school.co.uk/document_1.aspx?id=1:31998&amp;id=1:31661&amp;id=1:31659&amp;id=1:31637">http://www.kings-school.co.uk/document_1.aspx?id=1:31998&amp;id=1:31661&amp;id=1:31659&amp;id=1:31637</a>								

## Access Guide for Festival Venues - 2015

The guide provides information of access to many Festival venues to help ensure your visit to Festival events is enjoyable and hassle-free. Please do bear in mind though, that we programme events in a number of historic buildings across the city where full access is not always possible.

	ACCESS	SEATING	PARKING	TOILETS	HEARING LOOP	GUIDE DOGS	NOTES	Images of seating
<b>ST MARY'S STUDIO</b>	Not suitable for wheelchair users. 3 steps lead to door, 6 steps with handrail up to auditorium. 5 meters from entrance to seating	Fixed seating in rows as part of a collapsible raked block, soft back and seat	No parking available - city centre car parks are available 5 mins away	One toilet on site but access involves exiting venue and re-entering through rear door	No	Yes	Unfortunately this is an older venue with no access provision	
<a href="http://www.kings-school.co.uk/document_1.aspx?id=1:32053&amp;id=1:31829&amp;id=1:31659&amp;id=1:31637">http://www.kings-school.co.uk/document_1.aspx?id=1:32053&amp;id=1:31829&amp;id=1:31659&amp;id=1:31637</a>								
<b>AUGUSTINE HALL</b>	Complete access throughout the building, with lifts to other floors and a flat auditorium	Loose seating with steel frame and mesh seat and back - can be removed for wheelchair users	Seven spaces located at the rear of the building available on first come first served (3 hour limit)	Adapted toilets are available on each floor	Yes	Yes	Seating is usually unreserved so speak to a member of staff if you would like help finding a seat	
<b>ST GREGORY'S CENTRE FOR MUSIC</b>	Flat access from the main entrance on North Holmes Road to auditorium and toilets	Movable seating with soft back and seat, space for wheelchair users at front of auditorium	Blue Badge parking in main St Gregory's car park - alternative space on road	One adapted toilet on site	Yes	Yes	Please note that the car park is gravel, so it may be necessary to park at the paved entrance initially	
<a href="http://www.canterbury.ac.uk/arts-and-culture/our-venues/st-gregorys-centre-for-music.aspx">http://www.canterbury.ac.uk/arts-and-culture/our-venues/st-gregorys-centre-for-music.aspx</a>								
<b>GULBENKIAN THEATRE</b>	Flat access into auditorium from main foyer, box office and bar area	Fixed seating with soft back and seat, space for wheelchair users available at front of auditorium	Car park adjacent to building - free after 5pm - Blue Badge spaces can be reserved via the Gulbenkian Box Office	Adapted toilet available in the foyer on the ground floor	Yes	Yes		Virtual tour of the auditorium and seating, click link below ↙
<a href="http://www.thegulbenkian.co.uk/your-visit/disabled-access.html">http://www.thegulbenkian.co.uk/your-visit/disabled-access.html</a>				<a href="http://www.kent.ac.uk/conferences/virtualtour/gulbenkian/cat-a-2.html">http://www.kent.ac.uk/conferences/virtualtour/gulbenkian/cat-a-2.html</a>				



## Access Guide for Festival Venues - 2015

The guide provides information of access to many Festival venues to help ensure your visit to Festival events is enjoyable and hassle-free. Please do bear in mind though, that we programme events in a number of historic buildings across the city where full access is not always possible.

	ACCESS	SEATING	PARKING	TOILETS	HEARING LOOP	GUIDE DOGS	NOTES	Images of seating
<b>COLYER FERGUSSON HALL</b>	Flat access into auditorium from main foyer, box office and bar area, lift available to balcony seats	Fixed seating with soft back and seat, space for wheelchair users available at front of auditorium and in the balcony	Car park adjacent to building - free after 5pm - Blue Badge spaces can be reserved via the Gulbenkian Box Office	Adapted toilet available in the foyer on the ground floor	Yes	Yes		Virtual tour of the auditorium and seating, click link below ↙
	<a href="http://www.thegulbenkian.co.uk/your-visit/disabled-access.html">http://www.thegulbenkian.co.uk/your-visit/disabled-access.html</a>			<a href="http://www.kent.ac.uk/conferences/virtualtour/colyer-fergusson/cat-a-2.html">http://www.kent.ac.uk/conferences/virtualtour/colyer-fergusson/cat-a-2.html</a>				
<b>THEATRE ROYAL MARGATE</b>	Flat access to the stalls only (no lift) although the bar is also on the ground floor	Fixed seating with soft back and seat, space for wheelchair users are in the stalls	There are no spaces on site, although a number of Blue Badge spaces are available at the local car parks	One adapted toilet on site (ground floor)	Yes	Yes		Seating Plan with wheelchair space allocation can be found below ↙
	<a href="http://theatroyalmargate.com/your-visit/accessibility/">http://theatroyalmargate.com/your-visit/accessibility/</a>			<a href="http://theatroyalmargate.com/your-visit/seating-plan/">http://theatroyalmargate.com/your-visit/seating-plan/</a>				