







Access Guide for Festival Venues - 2022

The guide provides information of access to many Festival venues to help ensure your visit to Festival events is enjoyable and hassle-free. Please do bear in mind though, that we programme events in a number of historic buildings across the city where full access is not always possible.

	ACCESS	SEATING	PARKING	TOILETS	HEARING LOOP	GUIDE DOGS	NOTES	Images of seating
CATHEDRAL NAVE	Entry to the Nave is via the North West door (1.5m wide)	Linked seating with hard back and seat [can be removed with prior notice]	Due to refurbishment work, the Cathedral is unable to provide disabled parking spaces. The closest drop-off point will be Christ Church Gate (The Buttermarket) and closest blue badge parking will be on Orange Street.	Adapted toilets are located in the Canterbury Cathedral Lodge	Yes	Yes	Accessible seats are available on the centre aisle of each row where available. A seat in-front or behind will be removed to allow additional space. Please contact the Box Office with your requirements.	
	http://www.canterbury-cathedral.org/policies/access/							
CATHEDRAL QUIRE & TRANSEPT	Lift access by the Dean's Steps on the North East side of the Cathedral	Two rows of fixed wooden pews, with loose seating in rows with hard back and seat	Due to refurbishment work, the Cathedral is unable to provide disabled parking spaces. The closest drop-off point will be Christ Church Gate (The Buttermarket) and closest blue badge parking will be on Orange Street.	Adapted toilets are located in the Canterbury Cathedral Lodge	Yes	Yes		
	http://www.canterbury-cathedral.org/policies/access/							
CATHEDRAL CRYPT	There is a permanent ramp in place for wheelchair users from the North Door to the Crypt	Loose seating in rows with hard back and seat	Limited number of Blue Badge spaces available - contact the Festival Office to reserve and enter at the Postern Gate	Adapted toilets are located in the Canterbury Cathedral Lodge	No	Yes	Seating is split between reserved and unreserved. Please contact the Box Office if you have specific requirements.	
	http://www.canterbury-cathedral.org/policies/access/							




Access Guide for Festival Venues - 2022

The guide provides information of access to many Festival venues to help ensure your visit to Festival events is enjoyable and hassle-free. Please do bear in mind though, that we programme events in a number of historic buildings across the city where full access is not always possible.

	ACCESS	SEATING	PARKING	TOILETS	HEARING LOOP	GUIDE DOGS	NOTES	Images of seating
THE CHAPTER HOUSE	Access via the Great Cloister - accessed from the north side of the Cathedral	N/A - This venue is used for art exhibitions	Due to refurbishment work, the Cathedral is unable to provide disabled parking spaces. The closest drop-off point will be Christ Church Gate (The Buttermarket) and closest blue badge parking will be on Orange Street.	Adapted toilets are located in the Canterbury Cathedral Lodge	No	Yes		
	http://www.canterbury-cathedral.org/policies/access/							
CATHEDRAL LODGE	All areas are accessible - ground floor is completely flat and there is a lift to the first floor	Linked seating with soft back and seat [can be removed with prior notice]	Due to refurbishment work, the Cathedral is unable to provide disabled parking spaces. The closest drop-off point will be Christ Church Gate (The Buttermarket) and closest blue badge parking will be on Orange Street.	Adapted toilets are situated in the main entrance to the Lodge	Yes	Yes	Seating is unreserved so speak to a member of staff if you would like help finding a seat	
	http://www.canterbury-cathedral.org/policies/access/							
SHIRLEY HALL	This is a very old venue - access is via an outside lift* and up a ramp (staff are available to assist if necessary) but the bar and toilet are downstairs and not accessible without leaving the venue	Heavy, linked seating with semi-soft back and seat, wheelchair user spaces off aisle	Limited number of Blue Badge spaces available - contact the Festival Office to reserve	No adapted toilets in immediate vicinity - nearest adapted toilet is under the hall (approx 50m away using outside lift)	No	Yes	*Please note there is a sharp turn to exit the lift at the top For those with limited mobility, there will be a communal wheelchair available to use from Mint Yard Gate to the Hall throughout the event.	
	http://www.kings-school.co.uk/document_1.aspx?id=1:31998&id=1:31661&id=1:31659&id=1:31637							


Access Guide for Festival Venues - 2022

The guide provides information of access to many Festival venues to help ensure your visit to Festival events is enjoyable and hassle-free. Please do bear in mind though, that we programme events in a number of historic buildings across the city where full access is not always possible.

	ACCESS	SEATING	PARKING	TOILETS	HEARING LOOP	GUIDE DOGS	NOTES	Images of seating
AUGUSTINE HALL	Complete access throughout the building, with lifts to other floors and a flat auditorium	Loose seating with steel frame and mesh seat and back - can be removed for wheelchair users	Seven spaces located at the rear of the building available on first come first served (3 hour limit)	Adapted toilets are available on each floor	Yes	Yes	Seating is usually unreserved so speak to a member of staff if you would like help finding a seat	
	https://www.canterbury.ac.uk/arts-and-culture/our-venues/augustine-hall.aspx							
ST GREGORY'S CENTRE FOR MUSIC	Flat access from the main entrance on North Holmes Road to auditorium and toilets	Movable seating with soft back and seat, space for wheelchair users at front of auditorium	Blue Badge parking in main St Gregory's car park - alternative space on road	One adapted toilet on site	Yes	Yes	Please note that the car park is gravel, so it may be necessary to park at the paved entrance initially	
	http://www.canterbury.ac.uk/arts-and-culture/our-venues/st-gregorys-centre-for-music.aspx							
COLYER FERGUSSON HALL	Flat access into auditorium from main foyer, box office and bar area, lift available to balcony seats	Fixed seating with soft back and seat, space for wheelchair users available at front of auditorium and in the balcony	Car park adjacent to building - free after 5pm - Blue Badge spaces can be reserved via the Gulbenkian Box Office	Adapted toilet available in the foyer on the ground floor	Yes	Yes	Virtual tour of the auditorium and seating, click this box	
	http://www.thegulbenkian.co.uk/your-visit/disabled-access.html							

Access Guide for Festival Venues - 2022

The guide provides information of access to many Festival venues to help ensure your visit to Festival events is enjoyable and hassle-free. Please do bear in mind though, that we programme events in a number of historic buildings across the city where full access is not always possible.

	ACCESS	SEATING	PARKING	TOILETS	HEARING LOOP	GUIDE DOGS	NOTES	Images of seating
The Great Hall, Kent College		Fixed seating with soft back and seat. 4 spaces for wheelchair users are available on the ground floor slips with accompanying chairs. Please contact the Box Office to reserve these spaces.	Blue Badge parking available at the front of the Great Hall. Due to limited spaces, these must be booked in advance via the Festival Office. General parking can be found to the rear of the building and is accessed via Neal's Place Road - approximately three minutes from venue via a flat path.	Adapted toilet available on the ground floor, entered via the foyer.	Yes	Yes	Please note that a member of staff will be operating the blue badge parking zone barrier. As such it is important to have booked your space in advance.	
	Flat access into the auditorium from foyer.							
	https://canterburyfestival.co.uk/venues/							